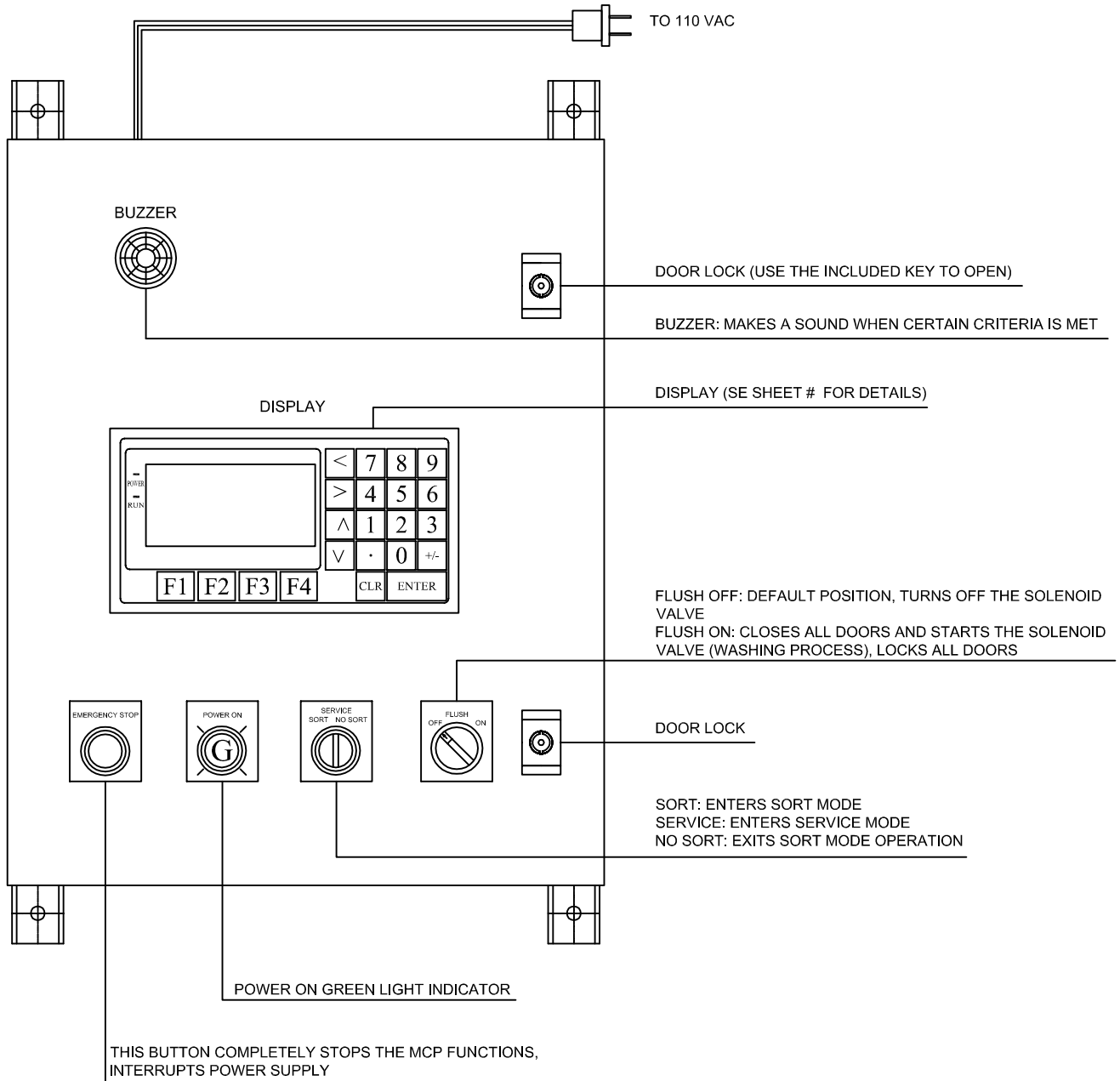


OPERATIONS MANUAL

MCP DOOR COMPONENTS

The MCP is the main link between the recycling system and the rest of the system. With the MCP you can control the compactor, recycling system, doors and the rest of the components or devices of the system.



This Drawing is the property of WILKINSON HI-RISE. It is loaned on the condition that it is not to be reproduced, copied or otherwise disposed of, and is not to be used in part to furnish information for the making of drawings, prints, or parts there of. The acceptance of the foregoing conditions and the recognition of the exclusive ownership in and to the drawings as the property of WILKINSON HI-RISE.



WILKINSON-HI-RISE

3001 Greene Street
 Hollywood, FL 33020
 Ph. 954 342 4400

D

D

DISPLAY COMPONENTS

The display shows the main user interface to interact between the MCP and the various components of the system (Recycling systems, PowerPack, compactors, etc).

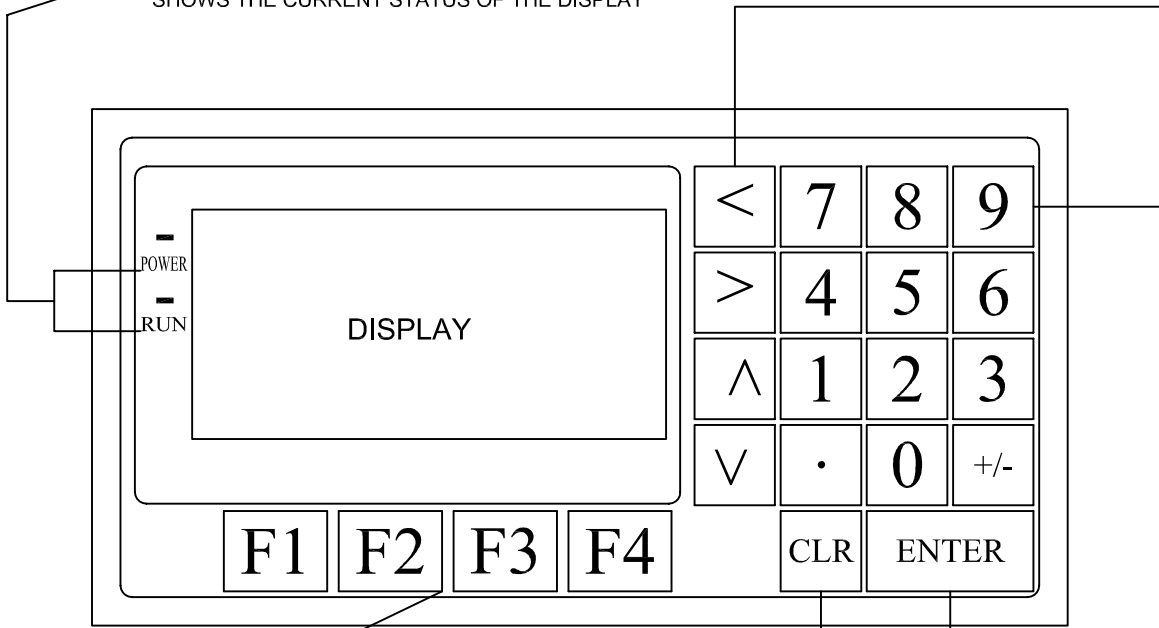
C

C

POWER AND RUN LIGHT INDICATORS
SHOWS THE CURRENT STATUS OF THE DISPLAY

NAVIGATION BUTTONS

USE THIS BUTTONS TO NAVIGATE BETWEEN THE OPTIONS OF THE DISPLAY (LEFT, RIGHT, UP, DOWN)



-
POWER
-
RUN

DISPLAY

F1 F2 F3 F4

< 7 8 9
> 4 5 6
^ 1 2 3
v . 0 +/-

CLR ENTER

CLEAR KEY
CLEARS THE CURRENT VALUE

ENTER KEY
USE TO ENTER TO OTHER OPTIONS, CONFIRM CHANGES

FUNCTION KEYS
USE THIS BUTTONS TO SELECT BETWEEN THE DIFFERENT OPTIONS IN THE DISPLAY

NUMERICAL KEYPAD
USE THE NUMERICAL KEYPAD TO INSERT NUMERICAL VALUES INTO THE DISPLAY

B

B

A

A

This Drawing is the property of WILKINSON HI-RISE. It is loaned on the condition that it is not to be reproduced, copied or otherwise disposed of, and is not to be used in part to furnish information for the making of drawings, prints, or parts there of. The acceptance of the foregoing conditions and the recognition of the exclusive ownership in and to the drawings as the property of WILKINSON HI-RISE.



WILKINSON-HI-RISE
3001 Greene Street
Hollywood, FL 33020
Ph. 954 342 4400

D

D

MCP OPERATIONS

Display Screens

The display shows information depending on the current function or status of the MCP.
The following are the most common screens shown in the MCP:

Display shows:

Shows when:

C

C

FIRE ALARM
NO DC POWER!!
SYSTEM OFF

The fire alarm is activated (heat detector and/or smoke detector is activated).

NETWORK NOT RESPONDING!!
SYSTEM FAULT!
CALL FOR SERVICE!

There is an internal error of communication.

B

B

SYSTEM DIV2006V1.00
CPU= 0.00 CAN=00.00
TOP ADDRESS = 0
Please wait...

The system is starting.

A

A

Recycling system
SORT MODE
Ready

The Sort Mode is selected, in this state, the system is ready to operate.

This Drawing is the property of WILKINSON HI-RISE. It is loaned on the condition that it is not to be reproduced, copied or otherwise disposed of, and is not to be used in part to furnish information for the making of drawings, prints, or parts there of. The acceptance of the foregoing conditions and the recognition of the exclusive ownership in and to the drawings as the property of WILKINSON HI-RISE.



WILKINSON-HI-RISE
3001 Greene Street
Hollywood, FL 33020
Ph. 954 342 4400

D

Recycling system
NO SORT
 Ready

The No Sort Mode is selected, in this state, the system is unable to operate.

D

C

FLUSH VALVE
"ON"

The flush valve is ON and currently working.

C

SERVICE MODE

F1 F2 F3 F4
 GARB NEWS COMG MENU

The system is currently in service mode.

B

DIVERTER
 CLEAN-OUT DOOR OPEN!
 SYSTEM IS "OFF"
CLOSE DOOR

The clean-out door located in the Trisorter/bisorter is currently open, in this state the system stops operations.

B

COMPACTOR
 POWER OFF or FULL
 SYSTEM IS "OFF"
REPLACE CONTAINER

The compactor is full or the PowerPack is off.

A

DIVERTER FAULT!
 CHECK GARBAGE INSIDE
 F1 - RESET

There is an error in the trisorter/bisorter and need to be checked.

A

This Drawing is the property of WILKINSON HI-RISE. It is loaned on the condition that it is not to be reproduced, copied or otherwise disposed of, and is not to be used in part to furnish information for the making of drawings, prints, or parts there of. The acceptance of the foregoing conditions and the recognition of the exclusive ownership in and to the drawings as the property of WILKINSON HI-RISE.


| | | |
|---|---|--|
|  | WILKINSON-HI-RISE | |
| | 3001 Greene Street Hollywood, FL 33020 Ph. 954 342 4400 | |

MCP OPERATIONS

Service Mode

In service mode, the system can be configured for the first time or it can be used to manually test the functioning of the flaps, the following screens show how to do this:

1) Put the switch in Service:

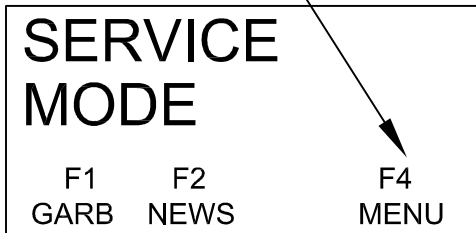


The screen will change to Service Mode:

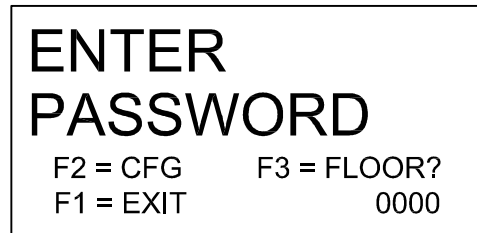


Use the keys F1, F2 to manually move the flap of the diverter to the desired position. This is for test only.

2) Select the F4 key Menu to go to the settings:



3) It will display the password menu:




WILKINSON-HI-RISE
3001 Greene Street
Hollywood, FL 33020
Ph. 954 342 4400

This Drawing is the property of WILKINSON HI-RISE. It is loaned on the condition that it is not to be reproduced, copied or otherwise disposed of, and is not to be used in part to furnish information for the making of drawings, prints, or parts there of. The acceptance of the foregoing conditions and the recognition of the exclusive ownership in and to the drawings as the property of WILKINSON HI-RISE.

4) With the keyboard, enter the default password: 4474 and press Enter

5) It will display the Setup Menu:

**ENTER
PASSWORD**
F2 = CFG F3 = FLOOR?
F1 = EXIT 4474



SETUP MENU V1.09
1=Floor Set-up
2=System Options
F1=To Exit Sel=0

From here, you can navigate to the different options

1 = FLOOR SET-UP

1 = Top Floor Entry
2 = Item vs Button
3 = Floor On/Off
4 = D-Time F1 = Exit 0

1 = Top Floor Entry

| | | | |
|---|-------------|--|--|
| 1 | TOP ADDRESS | ENTER # OF TOP ADDRESS | USED - PRESS ENTER TO RECORD THIS # MAX #=60 |
| 2 | DOOR SWITCH | 0 = NO DOOR SWITCH 1= DOOR SWITCH USED | PRESS ENTER TO RECORD THIS # |
| 3 | FLUSH VALVE | ENTER HERE ADDRESS OF FLOOR BOARD USED FOR FLUSH VALVE CONTROL | 1-60 PRESS ENTER TO RECORD THIS # |
| 4 | FLUSH TIME | ENTER HERE FLUSH TIME XXX SEC | 1-255 SECONDS IS MAX. PRESS ENTER TO RECORD THIS # |
| | F1 | RETURN TO PREVIOUS MENU | |

2 = Item vs Button

BUTTON 1, 2, 3, 4, 5, 6, 7 F1 - EXIT F2- MOVE TO PREVIOUS BUTTON F3 - MOVE TO NEXT BUTTON. ENTER # OF ITEM ASSIGNED TO EACH BUTTON. FOR NO FUNCTION ENTER 0 (ZERO)



WILKINSON-HI-RISE

3001 Greene Street
Hollywood, FL 33020
Ph. 954 342 4400

This Drawing is the property of WILKINSON HI-RISE. It is loaned on the condition that it is not to be reproduced, copied or otherwise disposed of, and is not to be used in part to furnish information for the making of drawings, prints, or parts there of. The acceptance of the foregoing conditions and the recognition of the exclusive ownership in and to the drawings as the property of WILKINSON HI-RISE.

SHEET #6

BY JCR

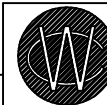
DATE 9/27/2012

3 = FLOOR ON/OFF

| | | |
|---|---------------------|---|
| 1 | SET ALL FLOORS OFF | ALL FLOORS 1-50 WILL BE SET = 0 (OFF) |
| 2 | SET ALL FLOORS ON | ALL FLOORS 1 - TOP ADDRESS # WILL BE SET = 1 (ON) |
| 3 | FLOOR # = ADDRESS # | FLOOR # USED IN DISPLAY REFERENCES WILL BE SET TO ADDRESS # |
| 4 | MANUAL ENTRY | F1-EXIT, F2-MOVE TO PREVIOUS GROUP, F3-MOVE TO NEXT GROUP (SEE NOTE #1) |
| | F1 | RETURN TO PREVIOUS MENU |

4 = D-Time

| | | | |
|--|---|---------|---|
| DROP TIME IS A TIME THE SYSTEM IDLES AFTER INTAKE DOOR IS CLOSED. After this time flaps move to default position (garbage) and IN USE lite goes OFF. | | | |
| 1 | GARBAGE | | |
| | 1 | DEFAULT | 1 - ENTER. THIS WILL LOAD DEFAULT TABLE FOR DROP TIME. IT IS BY ADDRESS NUMBER'S BY INCREMENTS OF 5 |
| | 2 | MANUAL | HERE WE ENTER (MODIFY) DROP TIME TABLE TO SUIT OUR NEEDS. VALUES ARE IN SECONDS |
| 2 | NEWSPAPER | | |
| | 1 | DEFAULT | 1 - ENTER. THIS WILL LOAD DEFAULT TABLE FOR DROP TIME. IT IS BY ADDRESS NUMBER'S BY INCREMENTS OF 5 |
| | 2 | MANUAL | HERE WE ENTER (MODIFY) DROP TIME TABLE TO SUIT OUR NEEDS. VALUES ARE IN SECONDS |
| NOTE: | FLOOR NUMBER MAY NOT BE ALWAYS THE ADDRESS #. EXAMPLE: EACH FLOOR HAS 2 INTAKES LEFT AND RIGHT. THEN WE CAN ASSIGN ADDRESS #1 = FLOOR # 101 AND ADDRESS # 2 = FLOOR # 102. FLOOR # CAN BE ANY FROM 1 - 9999 | | |



WILKINSON-HI-RISE

3001 Greene Street
Hollywood, FL 33020
Ph. 954 342 4400

This Drawing is the property of WILKINSON HI-RISE. It is loaned on the condition that it is not to be reproduced, copied or otherwise disposed of, and is not to be used in part to furnish information for the making of drawings, prints, or parts there of. The acceptance of the foregoing conditions and the recognition of the exclusive ownership in and to the drawings as the property of WILKINSON HI-RISE.

SHEET #7

BY JCR

DATE 9/27/2012

2 = SYSTEM OPTIONS

COMPACTOR W/PLC = 0
 COMPACTOR NO PLC 0
 CLEAN - OUT DOOR? = 0
 GARBAGE LITE ON = 0

| | |
|------------------|--|
| COMPACTOR W/ PLC | ENTER 1 FOR SYSTEM TO MONITOR INPUTS 0.01 POWER ON/NOT FULL, 0.06 MOTOR OVERLOAD INPUTS MAY FLASH TO INDICATE FAULT CONDITIONS |
| COMPACTOR NO PLC | ENTER 1 FOR SYSTEM TO MONITOR INPUTS 0.01 POWER ON/NOT FULL, 0.06 MOTOR OVERLOAD |
| CLEANOUT DOOR? | ENTER 1 FOR SYSTEM TO MONITOR INPUT 0.07 CLEAN OUT DOOR CLOSED. |
| GARBAGE LITE ON | ENTER 1 FOR SYSTEM TO LITE UP GREEN LITE ON FLOOR KEYPAD, INDICATING BISORTER POSITION WHEN NOT IN USE |

This Drawing is the property of WILKINSON HI-RISE. It is loaned on the condition that it is not to be reproduced, copied or otherwise disposed of, and is not to be used in part to furnish information for the making of drawings, prints, or parts there of. The acceptance of the foregoing conditions and the recognition of the exclusive ownership in and to the drawings as the property of WILKINSON HI-RISE.



WILKINSON-HI-RISE

3001 Greene Street
 Hollywood, FL 33020
 Ph. 954 342 4400

TROUBLESHOOTING

This section can help you solve some problems associated with errors shown in the display

Display shows:

Problem:

To solve:

**NETWORK NOT RESPONDING!!
SYSTEM FAULT!
CALL FOR SERVICE!**

There is an internal error of communication.

Check if the MCB is connected to power supply.

Turn the PLC switch to off, then reset MCP.

**DIVERTER
CLEAN-OUT DOOR OPEN!
SYSTEM IS "OFF"
CLOSE DOOR**

The clean-out door located in the Trisorter/bisorter is currently open.

Close the door located on Bisorter.

**COMPACTOR
POWER OFF or FULL
SYSTEM IS "OFF"
REPLACE CONTAINER**

The compactor is full or the PowerPack is off.

Check if the power pack is turned on.

Check if the compactor is full, and empty the container.

**DIVERTER
FAULT!
CHECK GARBAGE INSIDE
F1 - RESET**

There is an error in the trisorter/bisorter and need to be checked.

Check if there's trash in the Bisorter and remove it.



WILKINSON-HI-RISE

3001 Greene Street
Hollywood, FL 33020
Ph. 954 342 4400

This Drawing is the property of WILKINSON HI-RISE. It is loaned on the condition that it is not to be reproduced, copied or otherwise disposed of, and is not to be used in part to furnish information for the making of drawings, prints, or parts there of. The acceptance of the foregoing conditions and the recognition of the exclusive ownership in and to the drawings as the property of WILKINSON HI-RISE.

D

**COMPACTOR
FAULT**
SYSTEM IS "OFF"
CHECK COMPACTOR!

There is an error in the compactor / power pack an needs to be checked

Check if the power pack has energy. Verify if there is oil leakage or another error in the power pack or compactor

D

C

**COMPACTOR
POWER OFF**
SYSTEM IS "OFF"
CHECK COMPACTOR!

The power pack doesn't have energy.

Turn on the power pack.

C

**COMPACTOR
POWER OFF or FULL**
SYSTEM IS "OFF"
REPLACE CONTAINER

The power pack doesn't have energy or is full

Turn on the power pack.

Check and remove the trash in the compactor or replace container

B

**Compactor hydraulic
Motor OVERLOAD**

CALL SERVICE

There is an overload in the compactor and the pressure has been exceeded

Turn the system off and check if nothing is obstructing the compactor.

Call for service.

B

A

MISSING FLOORS GR #X
0 0 0 0
0 0 0 0
F1 - EXIT F2 - REV F3 - FW

The floors' addresses are not correctly configured

Properly configure the address in the Floor On/off section of the floor setup page

A

This Drawing is the property of WILKINSON HI-RISE. It is loaned on the condition that it is not to be reproduced, copied or otherwise disposed of, and is not to be used in part to furnish information for the making of drawings, prints, or parts there of. The acceptance of the foregoing conditions and the recognition of the exclusive ownership in and to the drawings as the property of WILKINSON HI-RISE.

| | | |
|---|--|--|
|  | WILKINSON-HI-RISE | |
| | <small>3001 Greene Street Hollywood, FL 33020 Ph. 954 342 4400</small> | |
| | | |